



Type
Stable, 2x useable full profile indexable insert.

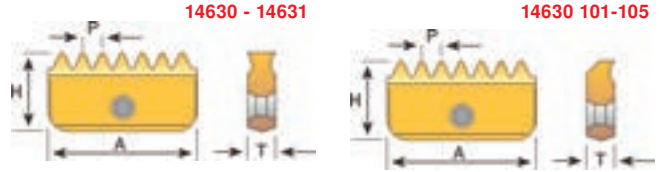
Use
Universal implementation in many materials.

Quality
VHM/AMT7 TiAlN-coated.

Note:
14630 101-105 cuts on one side.

14630
Type
Full profile 60° internal.
Use
For bores.

14631
Type
Full profile 60° external.
Use
For projections.



Designation	P mm	A mm	H mm	T mm	Internal		External	
					14630	...	14631	...
12 I 0,5 ISO	0,50	12	6,3	2,9	101			
12 I 0,75 ISO	0,75	12	6,3	2,9	102			
12 I 1,0 ISO	1,00	12	6,3	2,9	103			
12 I 1,25 ISO	1,25	12	6,3	2,9	104			
12 I 1,5 ISO	1,50	12	6,3	2,9	105			
14 I 0,5 ISO	0,50	14	7,5	3,1	106			
14 I/E 0,75 ISO	0,75	14	7,5	3,1	107		107	
14 I/E 1,0 ISO	1,00	14	7,5	3,1	108		108	
14 I/E 1,25 ISO	1,25	14	7,5	3,1	109		109	
14 I/E 1,5 ISO	1,50	14	7,5	3,1	110		110	
14 I/E 1,75 ISO	1,75	14	7,5	3,1	111		111	
14 I/E 2,0 ISO	2,00	14	7,5	3,1	112		112	
14 I/E 2,5 ISO	2,50	14	7,5	3,1	113		113	
21 I/E 1,0 ISO	1,00	21	12	4,7	114		114	
21 I/E 1,5 ISO	1,50	21	12	4,7	115		115	
21 I 1,75 ISO	1,75	21	12	4,7	116			
21 I/E 2,0 ISO	2,00	21	12	4,7	117		117	
21 I/E 2,5 ISO	2,50	21	12	4,7	118		118	
21 I/E 3,0 ISO	3,00	21	12	4,7	119		119	
21 I 3,5 ISO	3,50	21	12	4,7	120			
30 I/E 1,5 ISO	1,50	30	16	5,5	121		121	
30 I/E 2,0 ISO	2,00	30	16	5,5	122		122	
30 I/E 3,0 ISO	3,00	30	16	5,5	123		123	
30 I/E 3,5 ISO	3,50	30	16	5,5	124		124	
30 I/E 4,0 ISO	4,00	30	16	5,5	125		125	
30 I 4,5 ISO	4,50	30	16	5,5	126			
30 I 5,0 ISO	5,00	30	16	5,5	127			

Al<10%Si	Al>10%Si	Cu	St<520N	St<750N	St<900N	St<1100N	St<1200N	St<1400N	<45HRC	<55HRC	<60HRC	<67HRC	VA-steel<900N	VA-steel>900N	Ti alloys	GG(G)	Plastics
180-460	180-460	115-460	130-280	120-240	115-200	110-190	105-180	105-180	-	-	-	-	130-190	130-190	25-80	60-170	115-460

14800

HELICOIL® plus repair assortment



Use
The world leader when it comes to quick thread repair solutions:
- For scrap recovery and thread repair
- For repair of damaged or worn-off thread
- For thread reinforcement, where materials of lower shear strength, e.g. aluminium, are used (machine tools, automotive engineering, electrical engineering and medical technology, etc.)
- Absolutely firm seat, even under extreme loads, abrasion-resistant threaded insert of corrosion-resistant, wear-resistant and heat resistant CrNi steel, ideal transmission of force, and increased load capacity of nut thread and bolt thread

230-part, set contents:
20 of each thread inserts
M 5 x 5 / M 5 x 7,5 / M 5 x 10 / M 6 x 6 / M 6 x 9 / M 6 x 12,
10 of each thread inserts
M 8 x 8 / M 8 x 12 / M 8 x 16 / M 10 x 10 / M 10 x 15 / M 10 x 20 / M 12 x 12 / M 12 x 18 / M 12 x 24,
5 twist drills,
5 hand taps,
5 setting tools,
5 pin breakers.

14800



Set contents	Set size	14800	...
230-part	M 5 - M 12	202	

14810

HELICOIL® plus repair packs

HELICOIL® plus
made by BOLLHOFF

Use
For metric ISO coarse-pitch thread DIN 13.
Quality
Stainless steel thread inserts.

14810 103-106

Type
Set contents:
60 threaded inserts, (20 each per nominal length),
1 twist drill,
1 hand tap,
1 setting tool,
1 pin breaker.

14810 107-112

Type
Set contents:
30 thread inserts (10 pcs. per nominal length),
1 twist drill,
1 hand tap,
1 setting tool,
1 pin breaker.

14810 113-114

Type
Set contents:
30 thread inserts (10 pcs. per nominal length),
1 hand tap, 1 setting tool.



14810 103-106



14810 107-112



14810 113



14810 114

d mm	Nominal length mm	Core hole Ø mm	Number of inserts	14810	...
M 3	3 / 4,5 / 6	3,2	60	103	
M 4	4 / 6 / 8	4,2	60	104	
M 5	5 / 7,5 / 10	5,2	60	105	
M 6	6 / 9 / 12	6,3	60	106	
M 7	7 / 10,5 / 14	7,3	30	107	
M 8	8 / 12 / 16	8,4	30	108	

d mm	Nominal length mm	Core hole Ø mm	Number of inserts	14810	...
M 9	9 / 13,5 / 18	9,4	30	109	
M 10	10 / 15 / 20	10,5	30	110	
M 11	11 / 17,5 / 22	11,5	30	111	
M 12	12 / 18 / 24	12,5	30	112	
M 14	14 / 21 / 28	14,5	30	113	
M 16	16 / 24 / 32	16,5	30	114	

14802 - 14808

Component parts for HELICOIL® plus Kat.-Nr. 14800 + 14810

HELICOIL® plus
made by BOLLHOFF

14802

Thread inserts
M 3 - M 6, pack = 20 pcs.,
M 8 - M 12, pack = 10 pcs.

14804

Single-pass thread tap HSS.

14806

Setting tool.

14808

Pin breaker.



14802



14806



14804

14808

Size	Core hole Ø mm	Thread inserts		Taps		Setting tools		Pin breakers	
		14802	...	14804	...	14806	...	14808	...
M 3 x 3	3,2		114		102		102		102
M 3 x 4,5	3,2		115		102		102		102
M 3 x 6	3,2		116		102		102		102
M 4 x 4	4,2		120		104		104		103
M 4 x 6	4,2		121		104		104		103
M 4 x 8	4,2		122		104		104		103
M 5 x 5	5,2		126		106		106		104
M 5 x 7,5	5,2		127		106		106		104
M 5 x 10	5,2		128		106		106		104
M 6 x 6	6,3		130		107		107		104
M 6 x 9	6,3		131		107		107		104
M 6 x 12	6,3		132		107		107		104
M 8 x 8	8,4		141		109		109		105
M 8 x 12	8,4		142		109		109		105
M 8 x 16	8,4		143		109		109		105
M 10 x 10	10,5		156		112		112		106
M 10 x 15	10,5		157		112		112		106
M 10 x 20	10,5		158		112		112		106
M 12 x 12	12,5		176		116		116		107
M 12 x 18	12,5		177		116		116		107
M 12 x 24	12,5		178		116		116		107

11069

Solid carbide thread boring tools

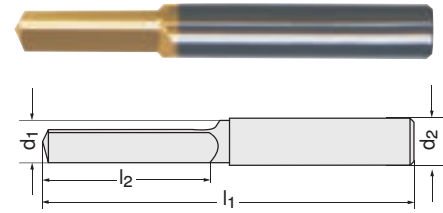


Type
With straight shank, self-centring.

Use
For drilling out broken HSS and HSS-E taps.

Quality
Solid carbide micro finest grit/TiN-coated.

Note:
Stable clamping operation required. Bore dry and free of cutting oil.



11069

d ₁ h ₉ mm	l ₂ mm	l ₁ mm	d ₂ h ₆ mm	11069	...
3.3	50	15	6		101
4.2	50	15	6		103

d ₁ h ₉ mm	l ₂ mm	l ₁ mm	d ₂ h ₆ mm	11069	...
5.0	50	15	6		105
6.8	60	20	8		107

d ₁ h ₉ mm	l ₂ mm	l ₁ mm	d ₂ h ₆ mm	11069	...
8.5	70	25	10		109
10.2	75	30	12		111

Al<10%Si	Al>10%Si	Cu	St<520N	St<750N	St<900N	St<1100N	St<1200N	St<1400N	<45HRC	<55HRC	<60HRC	<67HRC	VA-steel<900N	VA-steel>900N	Ti alloys	GG(G)	Plastics
-	-	-	-	-	-	-	-	-	-	-	-	35-45	-	-	-	-	-

14900 - 14905

Tap Extractors

14900-14903

Use
For broken off taps. The fingers are inserted into the flutes of the broken off tap. This is done by moving the upper sliding ring (1). They are then secured with the guiding sleeve (2). A tap wrench is used to toggle the broken part until it comes loose and can be unscrewed.

14900 102-104

Sets of Tap Extractors
Use
For three-fluted taps. Delivery complete in case.

14900 106-108

Sets of Tap Extractors
Use
For four-fluted taps. Delivery complete in case.

14902

Tap extractor, single
Use
For three-fluted taps.

14903

Tap extractor, single
Use
For four-fluted taps.

14904

Replacement fingers
For three-fluted tap extractors.

14905

Replacement fingers
For four-fluted tap extractors.



14900

14902-14903

14904-14905



Sets	Extractor	3 flutes	...	4 flutes	...
Set contents		14900		14900	
6-part	M 4 / 5 / 6 / 8 / 10 / 12		102		106
10-part	M 3 / 4 / 5 / 6 / 8 / 10 / 12 / 14 / 16 / 20		104		
10-part	M 4 / 5 / 6 / 8 / 10 / 12 / 14 / 16 / 20 / 22				108

Single for taps Metric / Whitworth	3 flutes	...	4 flutes	...	3 spare fingers	...	4 spare fingers	...
	14902		14903		14904		14905	
M 3 / 1/8		102		102		102		
M 4 / 5/32		104		104		104		104
M 5 / 3/16		105		105		105		105
M 6 / 1/4		107		107		107		107
M 8 / 5/16		109		109		109		109
M 10 / 3/8		111		111		111		111
M 12 / 1/2		113		113		113		113
M 14 / 9/16		114		114		114		114
M 16 / 5/8		115		115		115		115
M 20 / 3/4		117		117		117		117

Tap Extractors | Bolt extractors | Arc erosion drilling machines

14929 Sets of Tap Extractors



Use
For screwing out taps that have broken off.

14929 101
Type
- 6-part
- Size 1 - 4 three-flute
- Size 5 - 6 four-flute

14929 101



14929 102
Type
- 9-part
- Size 2 - 4 three-flute
- Size 5 - 10 four-flute

Set contents	14929	...
6-part		101
9-part		102



14930 - 14931 Sets of Tap Extractors

Use
For screwing out taps that have broken off.

14930
For **three-fluted** taps.

















14930



14931
For **four-fluted** taps.

14931



Size	for tap Metric / Whitworth	Total length mm	Square mm	14930	...	14931	...
1	M 4 / 5/32	55	3,0		101		
2	M 5 / 3/16	60	3,5		102		
3	M 6 / 1/4	60	3,8		103		
4	M 8 / 5/16	60	5,0		104		
5	M 10 / 3/8	70	6,0		105		
6	M 12 / 1/2	70	7,5		106		
7	M 14 / 9/16	70	8,5		107		
8	M 16 / 5/8	80	10,5		108		
9	M 20 / 3/4	80	13,0		109		

14933 Bolt extractor set

Use
For drilling out torn-off studs
M 5 - M 16.

Quality
Special steel, burnished.

14933

Set contents:	
5	HSS-E drills
10	Guidance aids
5	Drilling out pins
5	Drilling out nuts

Set contents	for stud Ø mm	Type	14933	...
25-part	5-16	in the box		201



The new eromobil®



More compact, more functional, more practical

Since its start in 1972 eromobil® is and remains the most effective solution for tool break. Within minutes broken off taps, twist drills, reamers, etc. are eroded. The device can quickly be used on column drills, radial drills and magnetic drills, milling machines, drilling machines, as well as CNC machines. Thus production faults are minimised, workpiece damage and costs are avoided. With its new design, the eromobil® is more compact and more functional. The new intelligent design integrates all components in a well-organised and space-saving manner; handling is easy and convenient.

Functional principle

The hollow electrode is clamped into the vibration head. This is smaller in diameter than broken off tool. When eroding, the core piece of the broken-off tool is removed. Consequently, the cutting blades come loose and can be removed easily. The electrode does not come into contact with the workpiece, thus the thread remains undamaged. The boring emulsion generally used in the shop is used as coolant.

Generator in robust, compact housing with ergonomic handles for easy lift-out and transport

Supply hose 2 m from the generator to the vibration head (available to 7.5 m)

Vibration head with ergonomic handles, LED indicator light and straight shank receptacle 12 mm

Magnetic stands

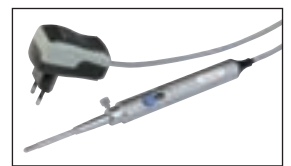
Ground cable 2 m with workpiece clamp (available up to 7.5 m)

Front view

14935 103-104

Deep hole test light

With lamp holder Ø 5 mm, 100 mm long for illuminating the bores after electrical discharge machining. Also with plug transformer 230 V for universal monitoring tasks.



14935 105

Vibration head receptacle:

MK2 directly in the centre sleeve of machine tool.



Select from two models

eromobil®-er 230 s-ND

- For thread from M2 to approx. M20
- 220/230 V
- 50 Hz AC
- 3,6 kVA
- 16 amp

eromobil®-er 400 t-ND

- For thread from M2 to approx. M40
- Optimally suited for deep holes and carbide tools
- 380/400 V
- 50 Hz three-phase current
- 6,0 kVA
- 16 amp

Standard scope of supply

- Generator in the trolley
- Vibration head
- Supply hose
- Ground cable
- Coolant pump
- Coolant tank
- 1 each fork spanner AF 19 and AF 24
- 10 splash guard bags

Storage compartment for vibration head, supply hose, and ground cable



Opened cover housing compartment with vibration head supply hose

Trolley with placement surface for coolant pump and coolant container, with easy running castors

Coolant tanks with two chambers for intake and return, with practical handles



Rear view

Tool drawer with interior compartment settings for electrodes, collet chucks, fork spanners, splash protection bags and accessories, pulls out on easy-running profile rollers



Coolant pump for effective flushing with approx. 3,4 bar pressure incl. 2 m suction hose with foot valve, as well as 2 pressure hose with quick-release coupling (hoses to 5 m are available)

Erosion drilling machine	14934	...
er 230 s-ND	201	
er 400 t-ND	202	

Special accessories	14935	...
Deep hole test light	103	
Lamp holder, 100 mm long	104	
Vibration head receptacle, MK 2	105	

Continuation ▶

Arc erosion drilling machines | Tap Sets

14936 - 14937 Electrodes and collets for eromobil®

Continuation ▶

14936
Copper electrodes

Use
For tools made of HSS.

14937
Collets

14936



14937



Note:

Special electrodes up to diameter 30 mm and 1.000 mm length and electrodes made of graphite and tungsten copper for machining carbide metal tools are available on request.

Electrode Ø x length mm	for thread M	14936	...
1,0 x 250	2 - 2,6		101
1,5 x 250	3		102
2,0 x 250	4		103
2,5 x 250	5		104
3,0 x 250	5 - 6		105
3,5 x 250	6		106
4,0 x 250	6 - 8		107
4,5 x 250	8		108
5,0 x 250	8 - 10		109
6,0 x 250	10		110
7,0 x 250	12		111
8,0 x 250	12 - 14		112
10,0 x 250	16 - 20		113

Collets Ø mm	14937	...
1.0		101
1.5		102
2.0		103
2.5		104
3.0		105
3.5		106
4.0		107
4.5		108
5.0		109
6.0		110
7.0		111
8.0		112
10.0		113

System Prefab Office SHB 50




Use

Individual spatial concepts - turnkey solutions.

The Prefab Office SHB 50 is the optimal spatial solution - from the small foreman's office to the 2-storey large facility with many advantages:

- Fast and easy installation through monoblock elements
- Optimal protection against noise and dust
- Effective use of space
- Turnkey solution
- Easy extensibility
- Cost-effective transferability
- Room heights to 3000 mm

Design



Standard floor

Transport floor

Additional information on request



1-storey spatial solution



2-storey spatial solution



Spatial solution on a platform



Transportable spatial solution