


# Overview

Sizes/types

## Z series

(Section 2)



Load	5 kN		10 kN		25 kN		35 kN		50 kN		100 kN	
	S	R	S	R	S	R	S	R	S	R	S	R
S translating screw R rotating screw	Version	Version	Version	Version	Version	Version	Version	Version	Version	Version	Version	Version
Drive ratios	i= 4:1 i= 16:1		i= 4:1 i= 16:1		i= 6:1 i= 24:1		i= 7:1 i= 28:1		i= 7:1 i= 28:1		i= 9:1 i= 36:1	
Housing material	Aluminium		Aluminium		Aluminium		GGG-50		GGG-50		GGG-50	
Z-Tr with trapezoidal screw	18x4	18x4	20x4	20x4	30x6	30x6	40x7	40x7	40x7 50x8	40x7	55x9	55x9
Z-KGT with ball screw	16x5 16x10	16x5 16x10	25x5 25x10 25x25 25x50	25x5 25x10 25x25 25x50	32x5 32x10 32x20 32x40	32x5 32x10 32x20 32x40	40x5 40x10 40x20 40x40	40x5 40x10 40x20 40x40	40x5 40x10 40x20 40x40	50x10 50x20 50x40	50x10 50x20 50x40	50x10 50x20 50x40
Z-SIFA with safety nut	18x4	18x4	20x4	20x4	30x6	30x6	40x7	40x7	40x7	40x7	55x9	55x9


## GSZ series

(Section 3)



Load	2.5 kN		5 kN		10 kN		25 kN		50 kN		100 kN	
	S	R	S	R	S	R	S	R	S	R	S	R
S translating screw R rotating screw	Version	Version	Version	Version	Version	Version	Version	Version	Version	Version	Version	Version
Drive ratios	i= 4:1 i= 16:1		i= 4:1 i= 16:1		i= 4:1 i= 16:1		i= 6:1 i= 24:1		i= 7:1 i= 28:1		i= 9:1 i= 36:1	
Housing material	Aluminium		Aluminium		Aluminium		Aluminium		GGG-50		GGG-50	
GSZ-Tr with trapezoidal screw	16x4	16x4	18x4	18x4	20x4	20x4	30x6	30x6	40x7	40x7	55x9	55x9
GSZ-KGT with ball screw	16x5 16x10	16x5 16x10	16x5 16x10	16x5 16x10	25x5 25x10 25x25 25x50	25x5 25x10 25x25 25x50	32x5 32x10 32x20 32x40	32x5 32x10 32x20 32x40	40x5 40x10 40x20 40x40	40x5 40x10 40x20 40x40	50x10 50x20 50x40	50x10 50x20 50x40
GSZ-SIFA with safety nut	16x4	16x4	18x4	18x4	20x4	20x4	30x6	30x6	40x7	40x7	55x9	55x9


Screw versions: increased / double-pitch / left-handed / stainless steel



150 kN		250 kN		350 kN		500 kN		750 kN		1000 kN	
S	R	S	R	S	R	S	R	S	R	S	R
Version	Version	Version	Version	Version	Version	Version	Version	Version	Version	Version	Version
i= 9:1 i= 36:1		i= 10.66:1		i= 10.66:1		i= 10.66:1		i= 13.33:1		i= 13.33:1	
GGG-50		GGG-50		GGG-50		GGG-50		GGG-50		GGG-50	
60x9	60x9	80x16	80x16	100x16	100x16	120x16	120x16	140x20	140x20	160x20	160x20
63x10 63x20 63x40 63x60	63x10 63x20 63x40 63x60	80x10 80x20 80x40 80x60	80x10 80x20 80x40 80x60	100x20 100x40 100x60 100x80	100x20 100x40 100x60 100x80	125x25 125x40 125x60 125x80	125x25 125x40 125x60 125x80	140x25 140x40 140x60 140x80	140x25 140x40 140x60 140x80	160x25 160x40 160x60 160x80	160x25 160x40 160x60 160x80
60x9	60x9	80x16	80x16	100x16	100x16	120x16	120x16	140x20	140x20	160x20	160x20

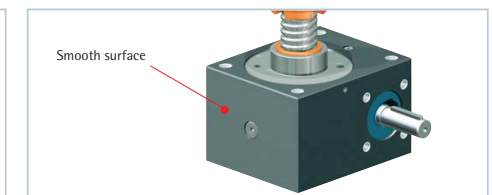
### When should I use a Z series screw jack?

Z series screw jacks are the preferred range with the largest number of types. The Z series feature through holes for top mounting and integral pivot bearings, features not available on the GSZ series.



### When should I use a GSZ series screw jack?

GSZ series screw jacks are designed for applications where smooth surfaces are required. These screw jacks are easier to clean and therefore ideal for applications in the food processing industry.



### The development of ZIMM screw jack system

