

Knurling tools

18965

Knurling tools

Type

- Special surface hardening for increased wear-resistance.

Use

Knurling pattern: RAA, RBL, RBR, RGE, RGV, RKE, RKV.

Knurls:

- 1 x shape AA (RAA),
- 1 x shape BL 30° (RBL),
- 1 x shape BR 30° (RBR),
- 1 x shape GV (RGE),
- 1 x shape GE (RGV),
- 1 x shape KV (RKE),
- 1 x shape KE (RKV).

Note:

Knurls not included (see cat. no. 18970-18974).

18965 101



Use

For conventional lathes.

18965 103



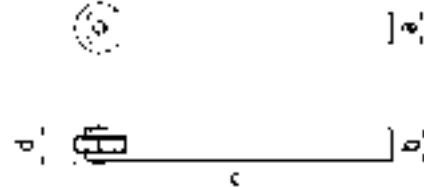
Type

Carbide axes secured by screw to enable quick exchange of knurls.


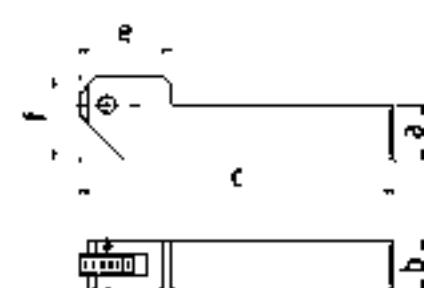
Use

For conventional and CNC lathes, turning/milling centres, multi-spindle lathes, and short lathes/universal lathes

18965 101



18965 103



Application range	a	b	c	d	e	f	Knurls	18965	...
Ø mm	mm	mm	mm	mm	mm	mm	mm		
15 - 200	16	16	130,0	18	-	-	20 x 8 x 6		101
8 - 200	20	20	109,5	-	29,5	32,5	20 x 8 x 6		103

18967

Knurling Tools



Type

Modular construction: Knurling tool can be used for both right-hand and left-hand knurling.

Simply turn the knurl milling head. With flexible centring. Axis secured by screw to enable quick exchange of knurls.

Use

For conventional lathes and CNC-lathes.

Knurling pattern: RAA, RGE 30°, RGE 45°.


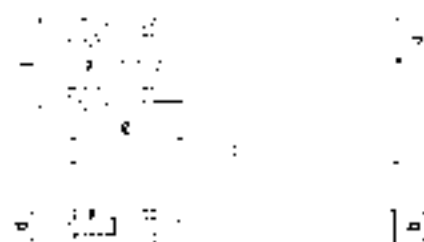
Knurls:

- 2 x shape AA (RAA),
- 1 x shape BL 30°,
- 1 x shape BR 30° (RGE 30°),
- 1 x shape BL 45° (RGE 45°),
- 1 x shape BR 45° (RGE 45°).

Note:

Knurls not included (see cat. no. 18970-18974).

18967



Application range	a	b	c	d	e	f	Knurls	18967	...
Ø mm	mm	mm	mm	mm	mm	mm	mm		
10 - 80	20	20	130	20	50	42	20 x 8 x 6		101



Type

With 2 lands, profile angle 90°, teeth finely milled, ground flat sides and bore.

Use

For chipless machining.
For knurling tools cat. no. 18965-18967.

Quality

HSS (high-speed steel).

18970
Type
Shape AA.

18971
Type
Shape BL 30°.

18972
Type
Shape BR 30°.

18973
Type
Shape GE 30°.

18974
Type
Shape GV 30°.

18970



18971



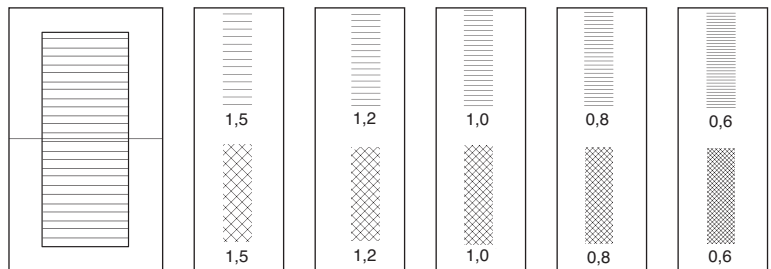
18972



18973



18974



Graduation mm	Graduation tpi	Ø x width x borehole mm	AA		BL 30°		BR 30°		GE 30°		GV 30°	
			18970	...	18971	...	18972	...	18973	...	18974	...
1,5	16,9	20 x 8 x 6	202		202		202		102			
1,2	21,2	20 x 8 x 6	203		203		203		103			
1,0	25,4	20 x 8 x 6	204		204		204		104		104	
0,8	31,8	20 x 8 x 6	206		206		206		106		106	
0,6	42,3	20 x 8 x 6	208		208		208		108			

LARGE SELECTION – EASY SEARCH

To help you find your products even faster, our entire assortment has been divided into two separate catalogues and structured in clearly described product groups.

Don't forget! CATALOGUE VOLUME [2]

The universal catalogue for tools and machines

Experience the comprehensive product selection of our quality tools from **ATORN**.

ATORN® Performance requires quality.



Knurl milling tools

18977

Knurl milling tool



Type

Modular construction: Tool can be used for both right-hand and left-hand use. Quick retooling: just take off and turn the knurling head. Positioning grid for the perfect initial position. Fine adjustment of the knurling head by means of screw spindle with scale. Radial and axial rotating locking device for an optimal tool guidance at the workpiece and improved surface quality. Special surface hardening for increased wear-resistance. Knurls not included (see cat. no. 18983-18985).

Use

For conventional and CNC lathes, turning/milling centres, multi-spindle lathes, and short lathes/universal lathes.

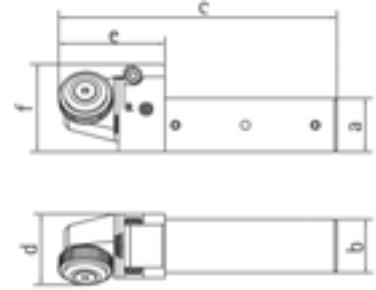

Knurling pattern: RAA, RBL 30°, RBR 30°.

Knurls:

- 1 x shape **BR 30° (for clockwise use)**,
- 1 x shape **BR 30° (for counterclockwise use)**,
- 1 x shape **AA RBL 30°/RBR 30°**.



18977



Application range	a	b	c	d	e	f	Knurls	18977	...
Ø mm	mm	mm	mm	mm	mm	mm	mm		
10 - 300	20	25	129	33	49	36	25 x 6 x 8		101

18978

Knurl milling tool



Type

Modular construction: Knurl milling tool can be used for both right-hand and left-hand knurling. Simply turn the knurl milling head. Multi-purpose use: Vertical height adjustment for insert for shank sizes 20 and 25 mm. Easy adjustment: Adjustment scale and adjustment spindle for quick adjustment of the desired diameter. Fine adjustment of the height of centres by means of the height adjustment of the milling head spindle. Special surface hardening for increased wear-resistance. Knurls not included (see cat. no. 18981-18983).

Use

For conventional and CNC lathes, turning/milling centres, multi-spindle lathes, and short lathes/universal lathes

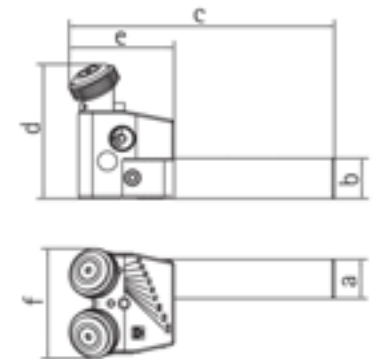

Knurling pattern: RGE 30°, RGE 45°.

Knurls:

- 2 x shape **AA (RGE 30°)**,
- 1 x shape **BL 15°**,
- 1 x shape **BR 15° (RGE 45°)**.



18978



Application range	a	b	c	d	e	f	Knurls	18978	...
Ø mm	mm	mm	mm	mm	mm	mm	mm		
10 - 250	20	20	134	68	54	58	25 x 6 x 8		101

18979 - 18982

Knurls DIN 403 (BR/BL 15°)



Type
Without lands, profile angle 90°, teeth finely milled, ground flat sides and bore.

Use
For cutting. For knurl milling tools cat. no. 18978.

Quality
PM (powder metal).

18979
Type
Shape BR 15°. 15 x 4 x 8 mm
(Ø x width x borehole).

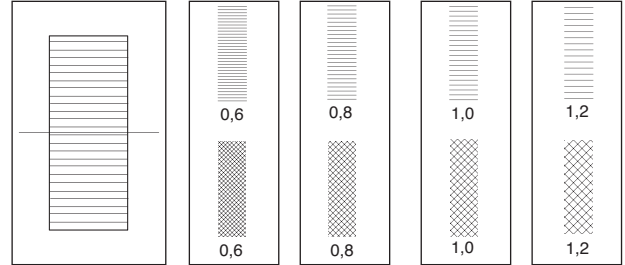

18980
Type
Shape BL 15°. 15 x 4 x 8 mm
(Ø x width x borehole).

18981
Type
Shape BR 15°. 25 x 6 x 8 mm
(Ø x width x borehole).

18982
Type
Shape BL 15°. 25 x 6 x 8 mm
(Ø x width x borehole).

18979 + 18981

18980 + 18982



Tooth spacing mm	Tooth spacing tpi	BR 15°/Ø 15		BL 15°/Ø 15		BR 15°/Ø 25		BL 15°/Ø 25	
		18979	...	18980	...	18981	...	18982	...
0,6	42,3	203		103		203		203	
0,8	31,8	204		104		204		204	
1,0	25,4	205		105		205		205	
1,2	21,2	206		106		206		206	

18983

Knurls DIN 403 (AA)



Type
Without lands, profile angle 90°, teeth finely milled, ground flat sides and bore.

Use
For cutting. For knurl milling tools cat. no. 18977 and 18978.

Quality
PM (powder metal).

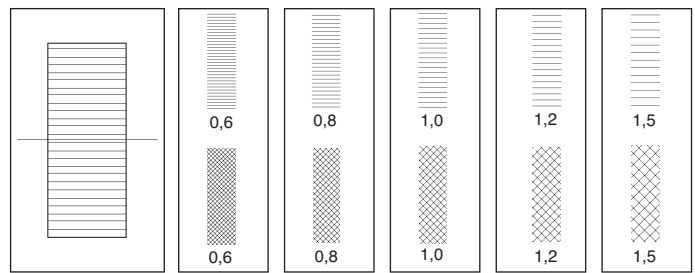
18983 303-307
Version
Shape AA. 25 x 6 x 8 mm
(Ø x width x borehole).

18983 403-406
Type
Shape AA. 15 x 4 x 8 mm
(Ø x width x borehole).

18983



Tooth spacing mm	Tooth spacing tpi	AA/Ø 25		AA/Ø 15	
		18983	...	18983	...
0,6	42,3	303		403	
0,8	31,8	304		404	
1,0	25,4	305		405	
1,2	21,2	306		406	
1,5	16,9	307			



18984 - 18985

Knurls DIN 403 (BR/BL 30°)



Type
Without lands, profile angle 90°, teeth finely milled, ground flat sides and boreholes.

Use
For cutting. For knurl milling tools cat. no. 18977.


Quality
PM (powder metal).

18984
Shape BR 30°. 25 x 6 x 8 mm
(Ø x width x borehole).

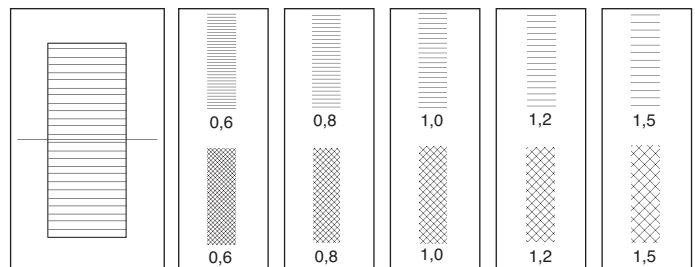
18985
Shape BL 30°. 25 x 6 x 8 mm
(Ø x width x borehole).

18984

18985



Tooth spacing mm	Tooth spacing tpi	BR 30°		BL 30°	
		18984	...	18985	...
0,6	42,3	203		203	
0,8	31,8	204		204	
1,0	25,4	205		205	
1,2	21,2	206		206	
1,5	16,9	207		207	



Knurl milling tools

18986 - 18989

Knurls for QUICK knurl milling tools DIN 403 (BR/BL 15°)



Type

Without lands, profile angle 90°, teeth finely milled, ground flat sides and bore.

Use

For cutting. For Quick-knurl milling tools models I/KF and O/KF.

Quality

PM (powder metal).

18986

Type

Shape BR 15°. 21,5 x 5 x 8 mm
(Ø x width x borehole).

18986 + 18988

18987 + 18989



18987

Type

Shape BL 15°. 21,5 x 5 x 8 mm
(Ø x width x borehole).

18988

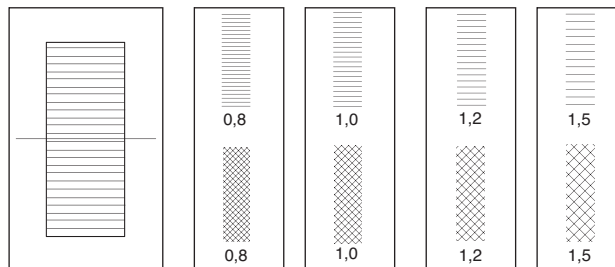
Type

Shape BR 15°. 14,5 x 3 x 5 mm
(Ø x width x borehole).

18989

Type

Shape BL 15°. 14,5 x 3 x 5 mm
(Ø x width x borehole).



Tooth spacing mm	Tooth spacing tpi	18986	...	18987	...	18988	...	18989	...
0,8	31,8	204		204		204		204	
1,0	25,4	205		205		205		205	
1,2	21,2	206		206		206		206	
1,5	16,9	207		207					

18990

Knurls for QUICK knurl milling tools DIN 403 (AA)



Type

Without lands, profile angle 90°, teeth finely milled, ground flat sides and bore. Shape AA.

Use

For cutting. For Quick-knurl milling tools model I/KF.

Quality

PM (powder metal).

18990

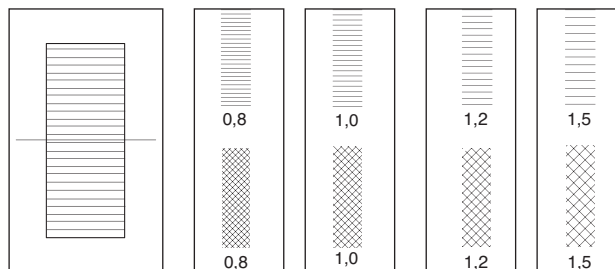
Type

Shape AA. 21,5 x 5 x 8 mm
(Ø x width x borehole).

18990



Tooth spacing mm	Tooth spacing tpi	Ø x width x hole mm	AA	...
0,8	31,8	21,5 x 5 x 8	204	
1,0	25,4	21,5 x 5 x 8	205	
1,2	21,2	21,5 x 5 x 8	206	
1,5	16,9	21,5 x 5 x 8	207	



18991 - 18992

Knurls for QUICK knurl milling tools DIN 403 (BR/BL 30°)



Type

Without lands, profile angle 90°, teeth finely milled, ground flat sides and bore.

Use

For cutting. For Quick-knurl milling tools models I/FL and O/FL.

Quality

PM (powder metal).

18991

Type

Shape BR 30°. 21,5 x 5 x 8 mm
(Ø x width x borehole).

18991



18992

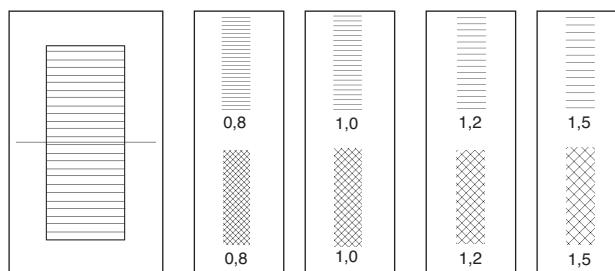
18992

Type

Shape BL 30°. 21,5 x 5 x 8 mm
(Ø x width x borehole).



Tooth spacing mm	Tooth spacing tpi	Ø x Width x Bore mm	BR 30°	...	BL 30°	...
0,8	31,8	21,5 x 5 x 8	204		204	
1,0	25,4	21,5 x 5 x 8	205		205	
1,2	21,2	21,5 x 5 x 8	206		206	
1,5	16,9	21,5 x 5 x 8	207		207	



Turning Tools